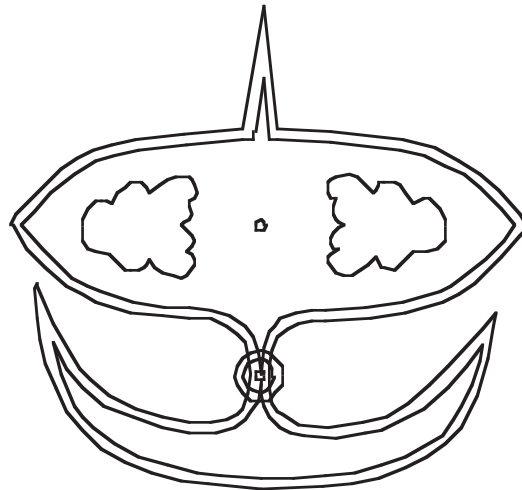



Kite Shapes and Decoration

Choose one of the *wau* or kite shapes and copy it to a larger sheet of paper. Go to the Dancing Frogs Designs website and look at the decorations on the kites in the 2001 Malaysian National Wau Competition in Pasir Gudang (<http://bhc.com/malaysia2001/wau.html#wau>). Decorate your own kite using paper cut-outs or paintings. Let the kite dry then cut out the shape so you can hang it or pin it up.

1. ***Wau bulan***
(moon kite)

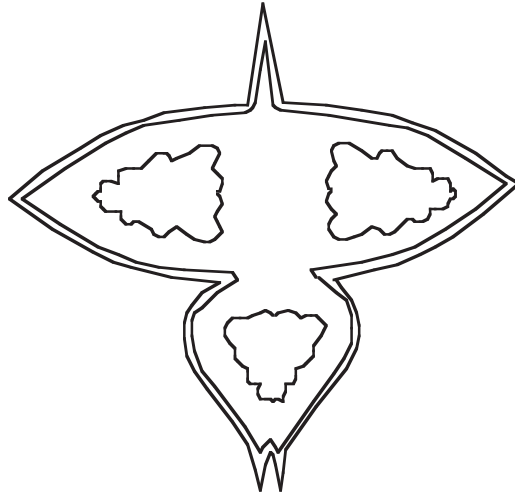


2. ***Wau kuching***
(cat kite)



Kite Shapes and Decoration

3. *Wau jala budi*
(woman kite)



4. *Wau merak*
(peacock kite)

